



CITROËN DISPATCH

INSPIRÉ PAR PRO



CITROËN DISPATCH VAN

PRICES, EQUIPMENT AND TECHNICAL SPECIFICATION

MY23

January 2023

INSPIRED BY YOU

1. CHOOSE YOUR LEVEL - PANEL VAN

ENTERPRISE EDITION

Safety & Security

ESC with Hill Start Assist, ABS braking including EBA and EBF
Remote central locking with deadlocking and separate locking for cab
Automatic fuel cut-off & door unlocking in event of accident
Full steel bulkhead
Daytime running lights
Perimetric and volumetric, Thatcham category 1 approved alarm

Comfort & Convenience

Air conditioning
Front electric windows with one-touch operation and anti-pinch
Electrically adjustable heated door mirrors
12v socket in cabin and load area
Cruise control with speed limiter
Rear parking sensors

Technology & Entertainment

Citroën Connect Box with Emergency & Assistance system
7" Colour touchscreen with Citroën Connect DAB radio,
Bluetooth® handsfree, USB socket, bi-tuner, Apple
CarPlay™, Android Auto and coffee break alert
(indicating 2 hours' continuous driving)

Seating

Driver's seat height, rake and reach adjustable with lumbar adjustment and armrest
Dual passenger bench seat with storage tray

Exterior Features

Side rubbing strips
16 inch steel wheels with black centre cap
Twin unglazed rear doors (opening to 180°)
Twin sliding side doors

(IN ADDITION TO ENTERPRISE EDITION)



Technology & Entertainment



7" Colour touchscreen with Citroën Connect DAB radio, Bluetooth® handsfree, USB socket, bi-tuner, Apple CarPlay™, Android Auto and coffee break alert (indicating 2 hours' continuous driving)

DRIVER EDITION

Safety & Security

Front fog lights
Automatic lights
Automatic windscreen wipers

Comfort & Convenience

Electrically folding heated door mirrors
VisioPark 180° parking camera

Technology & Entertainment

Citroën Connect Nav: Automatic connection via Citroën Connect Box. Includes 3 year free subscription to Real Time Traffic (subscribe via the Citroën Services Store)

Seating

Moduwork®: dual passenger bench seat with fold-up outer seat, fold-down writing table in central seat back and storage under central seat
Full steel bulkhead with Moduwork® load-through flap under outer passenger seat

Exterior Features

Look Pack: body colour front and rear bumpers, side rubbing strips and exterior door handles
17 inch steel wheels with wheel trims
LED Daytime running lights in front bumper



1. CHOOSE YOUR LEVEL - CREW VAN

The Dispatch Van also offers the option to have a Crew Van for those who want the versatility to decide between carrying up to six people, whilst also having a large and adaptable cargo area.

ENTERPRISE EDITION

Safety & Security

- ESC with Hill Start Assist, ABS braking including EBA and EBFD
- Remote central locking with deadlocking and separate locking for cab
- Automatic fuel cut-off & door unlocking in event of accident
- Daytime running lights
- Perimetric and volumetric, Thatcham category 1 approved alarm
- Full, toughened plastic bulkhead with polycarbonate window, fixed behind row 2
- 2 seats, insulated for sound and temperature
- Front lateral airbags

Comfort & Convenience

- Air conditioning
- Front electric windows with one-touch operation and anti-pinch
- Electrically adjustable heated door mirrors
- 12v socket in cabin and load area
- Cruise control with speed limiter
- Rear parking sensors

Technology & Entertainment

- 7" Colour touchscreen with Citroën Connect DAB radio, Bluetooth® handsfree, USB socket, bit-tuner, Apple CarPlay™, Android Auto and coffee break alert (indicating 2 hours' continuous driving)
- Citroën Connect Box with Emergency & Assistance system

Exterior Features

- Side rubbing strips
- Fixed side windows in row 2 with noise-reducing, dark tinted glass (to approx. 70% opacity)
- Twin unglazed rear doors (opening to 180°)
- 16 inch steel wheels

Seating

- Driver's seat with armrest and height, rake, reach, and lumbar adjustment
- Dual front passenger bench seat with under-seat storage tray
- Three-seat bench in row 2 with under-seat storage

(IN ADDITION TO ENTERPRISE EDITION)



DRIVER EDITION

Safety & Security

- Front fog lights
- Automatic lights
- Automatic windscreen wipers

Comfort & Convenience

- Electrically folding heated door mirrors
- VisioPark 180° parking camera

Technology & Entertainment

- Citroën Connect Nav: Automatic connection via Citroën Connect Box.
- Includes 3 year free subscription to Real Time Traffic (subscribe via the Citroën Services Store)

Exterior Features

- Look Pack: body colour front and rear bumpers, side rubbing strips, exterior door handles
- LED Daytime running lights in front bumper
- 17 inch steel wheels with wheel trims



2. CHOOSE YOUR VERSION

Body Style & Trim Level	Length	Version	HP	Insurance Group	Load Length (mm)	Maximum Indicative Payload (kg)	Load space (m3)*	Gross Vehicle Weight (kg)	WLTP CO2 g/km**	LCDV Code	Basic M.R.R.P.	V.A.T.	Total M.R.R.P.	On The Road M.R.R.P.
Panel Vans														
Enterprise Edition	M	Dispatch 1.5 BlueHDi 100 S&S 6-speed manual	102	36E	2512	1244	5.3	2830	174	2CK0F2NP8KT0A0G0	£26,070	£5,214	£31,284	£32,463
	M	Dispatch 2.0 BlueHDi 145 S&S 6-speed manual	144	40E	2512	1446	5.3	3100	196	2CK0F2NWRKT0A0G0	£28,460	£5,692	£34,152	£35,331
	M	Dispatch 2.0 BlueHDi 145 S&S EAT8 Auto	144	41E	2512	1412	5.3	3100	195	2CK0F2NWR1T0A0G0	£30,000	£6,000	£36,000	£37,179
	M	e-Dispatch 50 kWh Auto	136	41E	2512	1226	5.3	3100	0	2CK0F2NESFT0A0G0	£39,510	£7,902	£47,412	£48,301
	M	e-Dispatch 75 kWh Auto	136	42E	2512	1000	5.3	3025	0	2CK0F2NEZFT0A0G0	£43,790	£8,758	£52,548	£53,437
	XL	Dispatch 1.5 BlueHDi 100 S&S 6-speed manual	102	37E	2862	1160	6.1	2830	180	2CK0F3NP8KT0A0G0	£26,930	£5,386	£32,316	£33,495
	XL	Dispatch 2.0 BlueHDi 145 S&S 6-speed manual	144	40E	2862	1408	6.1	3100	202	2CK0F3NWRKT0A0G0	£29,320	£5,864	£35,184	£36,363
	XL	Dispatch 2.0 BlueHDi 145 S&S EAT8 Auto	144	41E	2862	1393	6.1	3100	203	2CK0F3NWR1T0A0G0	£30,860	£6,172	£37,032	£38,211
	XL	e-Dispatch 50 kWh Auto	136	41E	2862	1198	6.1	3100	0	2CK0F3NESFT0A0G0	£40,370	£8,074	£48,444	£49,333
XL	e-Dispatch 75 kWh Auto	136	42E	2862	1002	6.1	3055	0	2CK0F3NEZFT0A0G0	£44,650	£8,930	£53,580	£54,469	
Driver Edition	M	Dispatch 1.5 BlueHDi 100 S&S 6-speed manual	102	31E	2512	1244	5.3	2830	176	2CK0F2NP8KT09QG0	£27,610	£5,522	£33,132	£34,311
	M	Dispatch 2.0 BlueHDi 145 S&S 6-speed manual	144	35E	2512	1393	5.3	3100	197	2CK0F2NWRKT09QG0	£30,000	£6,000	£36,000	£37,179
	M	Dispatch 2.0 BlueHDi 145 S&S EAT8 Auto	144	36E	2512	1446	5.3	3100	198	2CK0F2NWR1T09QG0	£31,540	£6,308	£37,848	£39,027
	M	e-Dispatch 75 kWh Auto	136	34E	2512	1002	5.3	3100	0	2CK0F2NEZFT09QG0	£45,330	£9,066	£54,396	£55,285
	XL	Dispatch 1.5 BlueHDi 100 S&S 6-speed manual	102	31E	2862	1160	6.1	2830	178	2CK0F3NP8KT09QG0	£28,470	£5,694	£34,164	£35,343
	XL	Dispatch 2.0 BlueHDi 145 S&S 6-speed manual	144	35E	2862	1408	6.1	3100	199	2CK0F3NWRKT09QG0	£30,860	£6,172	£37,032	£38,211
	XL	Dispatch 2.0 BlueHDi 145 S&S EAT8 Auto	144	36E	2862	1393	6.1	3100	200	2CK0F3NWR1T09QG0	£32,400	£6,480	£38,880	£40,059
	XL	e-Dispatch 75 kWh Auto	136	35E	2862	1002	6.1	3055	0	2CK0F3NEZFT09QG0	£46,190	£9,238	£55,428	£56,317
Crew Vans														
Enterprise Edition	M	Dispatch 2.0 BlueHDi 145 6-Speed Manual	144	40E	2017	1260	3.2	3030	197	2CK0F7NWRKT0A0G0	£31,030	£6,206	£37,236	£38,415
	M	Dispatch 2.0 BlueHDi 180 S&S EAT8 Auto	177	42E	2017	1330	3.2	3100	198	2CK0F7NWQ1T0A0G0	£33,430	£6,686	£40,116	£41,295
	M	e-Dispatch 75 kWh Auto 1000	136	42E	2017	1004	3.2	3090	0	2CK0F7NEZFT0A0G0	£46,360	£9,272	£55,632	£56,521
	XL	Dispatch BlueHDi 145 S&S 6-speed manual	144	40E	2365	1260	4	3030	198	2CK0FLNWRKT0A0G0	£31,880	£6,376	£38,256	£39,435
Driver Edition	XL	Dispatch 2.0 BlueHDi 180 S&S EAT8 Auto	177	42E	2365	1254	4	3100	200	2CK0FLNWQ1T0A0G0	£34,280	£6,856	£41,136	£42,315
	M	Dispatch 2.0 BlueHDi 180 S&S EAT8 Auto	177	36E	2017	1330	3.2	3100	198	2CK0F7NWQ1T09QG0	£34,970	£6,994	£41,964	£43,143

* Driver Edition panel van versions benefit from the Moduwork® seat which provides an additional load length of 1162mm and increases the load volume by 0.5m3

** WLTP figures shown are for comparison purposes and should only be compared to the fuel consumption and CO2 values of other vans tested to the same technical standard. The fuel consumption achieved, and CO2 produced, in real world conditions will depend upon a number of factors including, but not limited to: the accessories fitted (pre and post registration); variations in weather; driving styles and vehicle load. The WLTP (Worldwide Harmonised Light Vehicles Test Procedure) is used to measure fuel consumption and CO2 figures.

Legal notice ELECTRIC VEHICLES:

(1) The range and electric consumption figures mentioned comply with the WLTP test procedure, on the basis of which new vehicles are type approved from 1 September 2018. They may vary depending on actual conditions of use and on different factors such as: speed, thermal comfort on board the vehicle, driving style and outside temperature. The charging time depends in particular on the power of the charger on board the vehicle, the charging cable and the type and power of the charging station used. Please contact your dealer for further information or visit www.citroen.co.uk.



2. ELECTRIC VAN PRICING BREAKDOWN

To make the pricing of our fantastic e-Dispatch vans as simple as possible, we have provided a basic breakdown below. Please note that the Plug in Van Grant is applied to the Base Vehicle Price (incl. VAT) including any manufacturer discounts. We have not included any manufacturer discounts in the breakdown below, and so the prices are subject to change based upon any discounts being offered at the time. Please contact your local Dealership to find out about any manufacturer promotions which may impact the amount of PiVG that you can receive, and therefore the overall price of the vehicle.

	Length	Version	Maximum Indicative Payload (kg)	Load space (m3)*	Gross Vehicle Weight (kg)	WLTP CO2 g/km	WLTP Combined Range (miles)	WLTP City Range (miles)	LCDV Code	Basic M.R.R.P.	V.A.T.	Total M.R.R.P.	Government Grant**	Basic Price after PiVG	Total Retail Price after PiVG	OTR Price after PiVG	OTR Price after PiVG
PANEL VANS																	
Panel Van Enterprise Edition	M	e-Dispatch 50 kWh Auto	1226	5.3	2875	0	137	205	2CK0F2NESFT0A0G0	£39,510	£7,902	£47,412	£5,000	£34,510	£42,412	£35,399	£43,301
	M	e-Dispatch 75 kWh Auto	1000	5.3	3025	0	196	267	2CK0F2NEZFT0A0G0	£43,790	£8,758	£52,548	£5,000	£38,790	£47,548	£39,679	£48,437
	XL	e-Dispatch 50 kWh Auto	1226	5.3	2905	0	196	267	2CK0F3NESFT0A0G0	£40,370	£8,074	£48,444	£5,000	£35,370	£43,444	£36,259	£44,333
	XL	e-Dispatch 75 kWh Auto	1002	6.1	3055	0	134	199	2CK0F3NEZFT0A0G0	£44,650	£8,930	£53,580	£5,000	£39,650	£48,580	£40,539	£49,469
Panel Van Driver Edition	M	e-Dispatch 75 kWh Auto	1000	5.3	3025	0	137	205	2CK0F2NEZFT09AG0	£45,330	£9,066	£54,396	£5,000	£40,330	£49,396	£41,219	£50,285
	XL	e-Dispatch 75 kWh Auto	1002	6.1	3055	0	196	267	2CK0F3NEZFT09AG0	£44,890	£8,978	£53,868	£5,000	£39,890	£48,868	£40,779	£49,757
CREW VANS																	
Crew Van Enterprise Pro	M	e-Dispatch 75 kWh Auto 1000	1002	3.2	3090	0	193	260	2CK0F7NEZFT0A0G0	£46,360	£9,272	£55,632	£5,000	£41,360	£50,632	£42,249	£51,521

* Driver Edition versions benefit from the Moduwork® seat which provides an additional load length of 1162mm and increases the load volume by 0.5m3

** The Government PiVG is worked out at 35% of the Base Vehicle Price (incl. VAT) and including any discounts applied up to a maximum of £5,000

Legal notice ELECTRIC VEHICLES:

(1) The range and electric consumption figures mentioned comply with the WLTP test procedure, on the basis of which new vehicles are type approved from 1 September 2018. They may vary depending on actual conditions of use and on different factors such as : speed, thermal comfort on board the vehicle, driving style and outside temperature. The charging time depends in particular on the power of the charger on board the vehicle, the charging cable and the type and power of the charging station used. Please contact your dealer for further information. For more information please either contact your local dealer or visit www.citroen.co.uk.

BODY COLOURS

All versions					
Flat colours	Metallic colours			Special colours^	
Icy White	Cumulus Grey	Platinum Grey	Perla Nera Black	Passion Red*	Imperial Blue*
POPR	M0F4	M0VL	M09V	E0X9	E04P
•	○	○	○	○	○
-	£540 + VAT			£700 + VAT	

- Standard
- Cost option on Enterprise Edition/Driver Edition
- * Passion Red/Imperial Blue not available on Driver Edition
- ^ Special paint subject to extended lead times and is not available on Driver Edition



CUMULUS GREY (M)



PLATINUM GREY (M)



PERLA NERA BLACK (M)



ICY WHITE (F)



PASSION RED (S)



IMPERIAL BLUE (S) (1)

INTERIOR TRIM

All versions
Seat trim - Grey 'Mica' cloth (43FT)



WHEELS



16 inch steel wheel with black centre cap



17 inch steel wheel with wheel trim



17 inch 'Curve' alloy wheel Option on Driver Edition

EQUIPMENT	PANEL VAN		CREW VAN	
	ENTERPRISE EDITION	DRIVER EDITION	ENTERPRISE EDITION	DRIVER EDITION
	TECHNOLOGY AND ENTERTAINMENT			
7" Colour touchscreen with Citroën Connect DAB radio, Bluetooth® handsfree, USB socket, Irtruner, Apple CarPlay™, Android Auto and coffee break alert (indicating 2 hours' continuous driving)	●	-	●	-
7" Colour touchscreen with Citroën Connect Navigation & DAB radio, Bluetooth® handsfree, USB socket, Irtruner, Apple CarPlay™, Android Auto and coffee break alert (indicating 2 hours' continuous driving)	●	●	●	●
Citroën Connect Box with Emergency & Assistance system	●	●	●	●
3 year subscription to Connected Navigation Pack, including Real Time Traffic & Speedcam**	○	○	○	○
COMFORT AND CONVENIENCE				
Front electric windows with 'one-touch' operation and anti-pinch	●	●	●	●
Air conditioning	●	●	●	●
Cruise Control with speed limiter	●	●	●	●
Rear parking sensors	●	-	●	●
VisioPark 180° rear parking camera	○	○	○	○
12 volt socket in cabin	●	●	●	●
12 volt socket in cargo area	●	●	●	●
Height and reach adjustable steering wheel	●	●	●	●
SAFETY AND SECURITY				
Electric Parking Brake (Standard on Electric Versions only)	●	●	●	●
Electronic Stability Control and ABS with Hill Start Assist, EBA and EBD	●	●	●	●
Perimetric and volumetric, Thatcham category 1 approved alarm	●	●	●	●
Remote central locking with deadlocking, Selective cab and load area locking via 3-button plip remote control key (x2)	●	●	●	●
Dashboard mounted central locking push button and auto locking above 7mph	●	●	●	●
Rolling code transponder immobiliser (Thatcham approved)	●	●	●	●
Visible VIN at base of windscreen	●	●	●	●
Lockable fuel cap (diesel versions only)	●	●	●	●
Automatic fuel cut-off & door unlocking in event of accident	●	●	●	●
Driver and front passengers' airbags with passengers' airbag deactivate switch	●	●	●	●
Front lateral airbags	○	○	○	○
Heightadjustable 3-point pretensioner seat belts with force limiter (central seatbelt on dual passenger seat not heightadjustable & no pretensioner)	●	●	●	●
Unfastened seat belt warning for driver, front passengers (with dual bench or single passenger seat). Also row 2 on Crew Van	●	●	●	●
LIGHTING AND VISIBILITY				
Height adjustable halogen headlights with integrated daytime running lights (DRL's)	●	-	●	-
Height adjustable halogen headlights with LED daytime running lights integrated in to front bumper	-	●	-	●
High level third brake light	●	●	●	●
Two-speed and intermittent front wipers	●	●	●	●
Electrically adjustable heated door mirrors	●	●	●	●
Manually folding door mirrors	●	-	●	-
Electrically folding heated door mirrors with temperature sensor (Painted Black as standard)	○	○	○	○
Visibility Pack: automatic lights and windscreen wipers	○	○	○	○
Front fog lights (static)	○	●	○	●
LOADS & WINDOWS				
Twin unglazed rear doors, opening to 180°	●	●	●	●
Twin sliding side doors (manually operated)	●	●	●	●
Laminated windscreen	●	-	●	-
Laminated acoustic windscreen	-	-	-	-
Front windows tinted to 30% opacity	●	●	●	●
Fixed side windows in Row 2 with noise-reducing, dark tinted glass (to approx. 70% opacity)	●	-	●	-
Fixed side windows with noise-reducing tinted glass (to approx. 30% opacity)	○	○	○	○
SEATING				
Driver's seat height, rake and reach adjustable with lumbar adjustment and armrest	●	●	●	●
Heated driver's seat with controls on seat - e-Dispatch only	●	●	●	●
Front seats with height-adjustable head restraints	●	●	●	●
Dual front passenger bench seat with under-seat storage tray	●	-	●	-
Moduwork®: dual passenger bench seat with fold-up outer seat, fold-down writing table in central seat back and storage under central seat	○	-	○	-
Three-seat bench in row 2 with two armrests and under-seat storage	-	-	●	●
INTERIOR FEATURES, STORAGE AND LOAD CARRYING				
Dashboard storage areas	●	●	●	●
Closed upper and open lower glove boxes	●	●	●	●
Front door pockets with 1.5l bottle holders	●	●	●	●
Cup holders for driver and passenger, at top of dashboard	●	●	●	●
Storage tray under front passenger seats	●	-	●	-
Storage under squab of central passenger seat	-	-	-	-
Storage under Row 2 passenger seats	●	-	●	-
Hard plastic floor protection in cabin	●	●	●	●
Full steel bulkhead (Interior rear view mirror only included if has glazed bulkhead and glazed rear doors or tailgate)	●	-	●	-
Full steel bulkhead with Moduwork® load-through flap under outer passenger seat (Interior rear view mirror only included if has glazed bulkhead and glazed rear doors or tailgate)	-	●	-	●
Full, toughened plastic bulkhead with polycarbonate window, fixed behind Row 2 seats, insulated for sound and temperature	●	-	●	-
Load tie-down hooks in cargo area (M versions, 8 in XL versions)	●	●	●	●
WHEELS, TYRES AND EXTERIOR STYLE				
Puncture repair kit	●	●	●	●
Tyre pressure monitor	●	●	●	●
16 inch steel wheels with black centre cap	●	-	●	-
17 inch steel wheels with wheel trims	○	○	○	○
Black front and rear bumpers, side rubbing strips, exterior door handles and door mirrors	●	-	●	-
Look Pack: body colour front and rear bumpers, side rubbing strips and exterior door handles, with front fog lights and LED daytime running lights (Centre section of rear bumper not painted on XL versions. Incompatible with Passion Red or special paint).	○	●	○	●
INSTRUMENTS				
Row counts with maintenance and gear efficiency (GE) indicators (diesel versions)	●	●	●	●
Multi-function on-board trip computer	●	●	●	●
Door opening warning and audible lights-on warning	●	●	●	●
TOWING				
Preparation for towbar: wiring and connector for towbar interface	●	●	●	●
ELECTRIC VEHICLE SPECIFIC				
Mode 3 charging cable - 6 meters (for use with wallbox)	●	●	●	●
Remote temperature pre-conditioning (requires e-Remote Control service subscription - free of charge)	●	●	●	●
AVAS: Acoustic Vehicle Alerting System. Generates a sound when travelling at low speed, audible outside the vehicle for pedestrian safety	●	●	●	●

● Standard ○ Cost option - Not available

4. OPTIONAL EQUIPMENT BY VERSION

EQUIPMENT	COMMENTS	OPTION CODE	PANEL VAN		CREW VAN	
			ENTERPRISE EDITION	DRIVER EDITION	ENTERPRISE EDITION	DRIVER EDITION
TECHNOLOGY AND ENTERTAINMENT						
Connect Nav - 7" Colour touchscreen with Citroën Connect Navigation & DAB radio, Bluetooth® handsfree, USB socket, bituner, Apple CarPlay™, Android Auto and coffee break alert (indicating 2 hours' continuous driving) - Includes Real Time Traffic updates and SpeedCam subscription - 3 year subscription. Visio Park 180: 180 degree rear view camera	Includes automatic lights/wipers, electrically folding mirrors, front foglights	J6CX	£790	•	£790	•
COMFORT AND CONVENIENCE						
City Pack - 180 degree rear view camera		QK01	£250	•	£250	•
Comfort Pack - Leather steering wheel with mounted audio controls, automatic dual zone climate control, Electronic Parking Brake, Keyless Entry & Start, Acoustic Windscreen, Heated Driver's Seat, Auto lights/wipers, electrically folding mirrors, Front Fog Lights	Includes dashboard and front door décor strips, closed central dashboard storage, body coloured door handles with chrome insert (black when ordered with Special colours). Note, BlueHDI 100 versions do not include electronic parking brake or heated driver's seat	VH04	£800	£800	£800	£800
Visibility Pack - Auto lights and wipers, heated power folding door mirrors and front fog lights		NB08	£290	•	£290	•
SEATING						
Individual front passenger seat with armrest. Height adjustable driver's seat with lumbar adjustment and armrest.	Incompatible with Moduwork®	WAAS	£0	-	£0	£0
Moduwork®: dual passenger bench seat with fold-up outer seat, fold-down writing table in central seat back and storage under central seat. Height adjustable driver's seat with lumbar adjustment and armrest.	Brings full steel bulkhead with loadthrough flap under outer passenger seat	WAAT	£300	•	-	-
SAFETY & SECURITY						
Safety Pack - Advanced Emergency Braking System (video based on electric versions), Collision Alert, Forward Collision Warning, Lane Departure Warning, Speed Limit Recommendation and Intelligent Speed Adaptation, Driver Attention Alert, Adaptive Cruise Control (diesel versions), Blind Spot Assist, Acoustic Windscreen, Steering wheel mounted controls, Electric folding heated mirrors, auto lights / wipers, front fog lights, front parking sensors and smart beam headlights	Includes 3.5 inch colour instrument panel	LI01	£1,000	£1,000	£1,000	£1,000
Side airbags - 1st row Driver & Passenger (head and thorax)		NF10	£100	£100	•	•
DOORS AND WINDOWS						
Fixed side windows in sliding side doors, with noisereducing tinted glass	Approx. 30% opacity	VG07	£120	£120	-	-
Twin glazed rear doors (opening to 180°) with heated rear windows and wash-wipe	Brings glazing in bulkhead and interior rear view mirror	WO05	£280	£280	£280	£280
Tailgate with heated window and wash-wipe (brings interior rear view mirror when ordered with PX37)	Brings glazing in bulkhead and interior rear view mirror. Deletes 2 rear roof brackets used for fixing roof bars / roof rack.	WO06	£300	£300	£300	£300
LOAD CARRYING						
Coated anti-slip 9mm wood floor with aluminium rods		GB33	£390	£390	£390	£390
Full, toughened plastic bulkhead, insulated for sound and temperature, with polycarbonate window	Provides an additional 40mm of seat travel and 8.5° of tilt on the driver's seat. Reduces load length by 116mm at a height of 1m from the floor. Brings interior rear view mirror when ordered with WO05 or WO06	PX37	£150	£150	-	-
WHEELS, TYRES AND DRIVING CHARACTERISTICS						
17 inch Curve alloy wheels with Agilis Tyres		ZHJP	-	£650	-	£650
Full sized spare wheel (also included within GAO4)	Black steel rim	RS03	£150	£150	£150	£150
Worksite Pack - Enhanced Ground Clearance (20mm), Engine Protection Plate, Full Sized Spare Wheel	Not available on electric versions	GA04	£950	£950	£950	£950
11KW Tri-phase On Board Charger (Electric vehicles only). Offers faster charging where three-phase power is available.		LZ04	£400	£400	£400	-
EXTERIOR STYLE						
Look Pack: body colour front and rear bumpers, side rubbing strips and exterior door handles, 17" steel wheels with wheel covers, front fog lights, auto lights/ wipers, heated power folding door mirrors, LED day time running lights in front bumper	Centre section of rear bumper not painted on XL versions. Incompatible with special paint	PD22/ PD69	£450	•	£450	•
Metallic paint		QMM0	£540	£540	£540	£540
Special Paint	Special paint subject to extended lead times	QME0	£700	-	£700	-
TOWING						
Removable Towbar with ball and hook, 13 pin connector and Trailer Sway Mitigation	Towing plate and hook included but require fitting prior to delivery. Not available on electric versions	AQ10	£550	£550	£550	£550
CONVERTER EQUIPMENT						
Converto Pack. Upgraded battery and alternator (L3 720 battery, class 18 alternator), towbar pre-conditioning (rear electric harness + fast connectors (behind rear bumper) + beam with 13 pin socket), Conversion interface box - Only for use for electrical connections for integral elements of a vehicle conversion		BQ01	£400	£400	£400	£400
			• Standard - Not available ALL PRICES ARE SUBJECT TO VAT			
<p>SpeedCam package The SpeedCam package helps you identify situations which require increased attention by sending you both audible and visual alerts (subject to settings). Within the UK the service highlights different types of speed cameras, and red light cameras, as well as accident blackspots. While the service is operational across most of Europe, it adapts as necessary when travelling in different countries to ensure the local laws with respect to Speed Camera identification are followed. This option can be added to your Citroën Connect Nav subscription at any time. Please visit https://services-store.citroen.co.uk/ to subscribe</p>						
<p>Citroën Connected Services Vehicles equipped with the Citroën Connect box, have an embedded SIM card. So as well as the safety features of this system, a range of other 'connected services' which require data transmission, can be offered on a subscription basis.</p> <ul style="list-style-type: none"> • Telemaintenance: proactive monitoring of your vehicle & contact when something needs attention • Real Time Traffic & Speedcam: live data to enhance the Citroën Connect Nav system • E-Remote Control: remote management of electric vehicle charging & temperature Service availability depends on the hardware on each vehicle. To see if your vehicle is eligible for any services and subscribe, log in or create an account on https://services-store.Citroen.co.uk/						

6. ENGINE INFORMATION

	BlueHDi 100 S&S	BlueHDi 145 S&S	BlueHDi 145 S&S EAT8 Auto	BlueHDi 180 S&S EAT8 Auto
ENGINE				
Capacity (cc)	1499		1997	
Cylinders / Valves	4 / 16			
Max power CEE (kW (hp)/rpm)	75 (102) / 3500	106 (144) / 3750	106 (144) / 3750	130 (177) / 3750
Max torque CEE (Nm (lb/ft)/rpm)	270 (199) / 1600	340 (251) / 2000	370 (273) / 2000	400 (295) / 2000
Bore and stroke (mm)	75 x 84.8	85 x 88	85 x 88	85 x 88
Fuel system	Diesel - High pressure turbocharged direct injection			
Euro status	Euro 6.4			
Stop & Start system	•	•	•	•

TRANSMISSION				
Gearbox	Manual	Manual	Automatic	Automatic
Number of gears	6	6	8	8

PERFORMANCE (All figures driver alone)				
Max speed (mph)	90	106	106	106

FUEL TANK CAPACITY Litres (gallons)	70 (15.4)			
ADBLUE TANK CAPACITY Litres (gallons)	20.6			

BRAKES Front/ Rear	Ventilated discs / discs			
--------------------	--------------------------	--	--	--

6. ELECTRIC MOTOR INFORMATION

	50 kWh Battery	75 kWh Battery
ENGINE		
Battery	Lithium-ion 50 kWh	Lithium-ion 75 kWh
Range (Combined - City)	137-205 miles	196-267 miles
Max power CEE (kW (hp)/rpm)	100 (136) / 5500	100 (136) / 5500

CHARGING TIMES		
8A Domestic electrical plug (1.8kW)	28h	42h
Single Phase 32A Wallbox (7.4kW)	7h 30m	11h 20m
Three Phase 16A Wallbox (11kW)	4h 45m	7h
Quick Charge - DC Current (100 kW) 0-80%	30m	45m

TRANSMISSION		
Gearbox	Automatic	Automatic

PERFORMANCE (all figures driver alone)		
Max speed (mph)	81	81

Legal notice ELECTRIC VEHICLES:

[1] The range and electric consumption figures mentioned comply with the WLTP test procedure, on the basis of which new vehicles are type approved from 1 September 2018. They may vary depending on actual conditions of use and on different factors such as : speed, thermal comfort on board the vehicle, driving style and outside temperature. The charging time depends in particular on the power of the charger on board the vehicle, the charging cable and the type and power of the charging station used. Please contact your dealer for further information. For more information [refer to the website that each of the Brands has put in place to explain the WLTP.]

7. CO₂ AND FUEL ECONOMY

		ECONOMY LITRES /100km					ECONOMY MPG					NEDC CO ₂ EMISSIONS (g/km)	WLTP CO ₂ EMISSIONS (g/km)*		
		Low	Medium	High	Extra-high	Combined	Low	Medium	High	Extra-high	Combined				
PANEL VAN ENTERPRISE EDITION															
M	Dispatch BlueHDi 100 S&S 6-speed manual 1000	7.7-7.7	5.7-6.6	5.4-6.3	6.9-8.3	6.2-7.3		39.5-36.9	49.4-42.7	52.1-44.9	40.9-33.8	45.3-38.9		N/A	190-164
M	Dispatch BlueHDi 145 S&S 6-speed manual 1400	7.6-8.5	6.5-7.4	6.1-6.9	7.9-8.8	7.0-7.9		37.0-33.3	43.3-38.0	46.4-41.0	35.6-32.1	40.1-35.8		N/A	207-185
M	Dispatch BlueHDi 145 S&S EAT8 Auto 1400	8.8-9.9	6.9-8.1	6.2-7.2	7.5-8.6	7.1-8.2		32.2-28.5	40.9-34.9	45.9-39.5	37.7-32.8	39.6-34.3		N/A	216-187
XL	Dispatch BlueHDi 100 S&S 6-speed manual 1000	7.1-7.6	5.8-6.8	5.5-6.5	7.0-8.3	6.3-7.3		39.6-37.2	48.9-41.4	51.4-43.8	40.4-34.1	44.8-38.5		N/A	192-165
XL	Dispatch BlueHDi 145 S&S 6-speed manual 1400	8.0-9.0	6.7-7.8	6.2-7.2	8.1-9.0	7.2-8.2		35.3-31.5	42.3-36.3	45.4-39.5	34.9-31.4	39.2-34.6		N/A	214-189
XL	Dispatch BlueHDi 145 S&S EAT8 Auto 1400	8.8-9.9	6.9-8.1	6.2-7.2	7.5-8.6	7.1-8.2		32.2-28.5	40.9-34.9	45.9-39.5	37.7-32.8	39.6-34.3		N/A	216-187
PANEL VAN DRIVER EDITION															
M	Dispatch BlueHDi 100 S&S 6-speed manual 1000	7.2-7.7	5.7-6.6	5.4-6.3	6.9-8.3	6.2-7.3		39.5-36.9	49.4-42.7	52.1-44.9	40.9-33.8	45.3-38.9		N/A	190-164
M	Dispatch BlueHDi 145 S&S 6-speed manual 1400	7.6-8.5	6.5-7.4	6.1-6.9	7.9-8.8	7.0-7.9		37.0-33.3	43.3-38.0	46.4-41.0	35.6-32.1	40.1-35.8		N/A	207-185
M	Dispatch BlueHDi 145 S&S EAT8 Auto 1400	8.8-9.9	6.9-8.1	6.2-7.2	7.5-8.6	7.1-8.2		32.2-28.5	40.9-34.9	45.9-39.5	37.7-32.8	39.6-34.3		N/A	216-187
XL	Dispatch BlueHDi 100 S&S 6-speed manual 1000	7.1-7.6	5.8-6.8	5.5-6.5	7.0-8.3	6.3-7.3		39.6-37.2	48.9-41.4	51.4-43.8	40.4-34.1	44.8-38.5		N/A	192-165
XL	Dispatch BlueHDi 145 S&S 6-speed manual 1400	8.0-9.0	6.7-7.8	6.2-7.2	8.1-9.0	7.2-8.2		35.3-31.5	42.3-36.3	45.4-39.5	34.9-31.4	39.2-34.6		N/A	214-189
XL	Dispatch BlueHDi 145 S&S EAT8 Auto 1400	8.8-9.9	6.9-8.1	6.2-7.2	7.5-8.6	7.1-8.2		32.2-28.5	40.9-34.9	45.9-39.5	37.7-32.8	39.6-34.3		N/A	216-187
CREW VAN ENTERPRISE EDITION															
M	Dispatch 2.0 BlueHDi 180 S&S EAT8 Auto	8.7-9.9	6.8-7.6	6.0-6.9	7.4-8.5	7.0-8.0		32.6-28.5	41.7-37.0	46.9-41.1	38.4-33.3	40.3-35.3		N/A	210-184
M	Dispatch BlueHDi 145 S&S 6-speed manual 1200	8.0-9.0	6.7-7.8	6.2-7.2	8.1-9.0	7.2-8.2		35.3-31.5	42.3-36.3	45.4-39.5	34.9-31.4	39.2-34.6		N/A	214-189
XL	Dispatch BlueHDi 180 S&S EAT8 Auto 1300	8.7-9.9	6.8-7.6	6.0-6.9	7.4-8.5	7.0-8.0		32.6-28.5	41.7-37.0	46.9-41.1	38.4-33.3	40.3-35.3		N/A	210-184
XL	Dispatch BlueHDi 145 S&S 6-speed manual 1200	8.0-9.0	6.7-7.8	6.2-7.2	8.1-9.0	7.2-8.2		35.3-31.5	42.3-36.3	45.4-39.5	34.9-31.4	39.2-34.6		N/A	214-189
CREW VAN DRIVER EDITION															
M	Dispatch 2.0 BlueHDi 180 S&S EAT8 Auto	8.7-9.9	6.8-7.6	6.0-6.9	7.4-8.5	7.0-8.0		32.6-28.5	41.7-37.0	46.9-41.1	38.4-33.3	40.3-35.3		N/A	210-184

*WLTP figures shown are for comparison purposes and should only be compared to the fuel consumption and CO₂ values of other vans tested to the same technical standard. The fuel consumption achieved, and CO₂ produced, in real world conditions will depend upon a number of factors including, but not limited to: the accessories fitted (pre and post registration); variations in weather; driving styles and vehicle load. The WLTP (Worldwide Harmonised Light Vehicles Test Procedure) is used to measure fuel consumption and CO₂ figures. The CO₂ figures display a range to reflect the highest value for the highest emitting version with all available options added, through to a minimum value to represent the lowest emitting version in standard specification.

7. WEIGHTS AND LOADS OF YOUR DISPATCH

		Gross Vehicle Weight (GVW)	Kerb weight (1)	Mass in Service	Maximum indicative payload (2)	Max plated front axle (3)	Max plated rear axle (3)	Gross Train Weight (GTW)	Max. braked towing weight (4)	Max. unbraked towing weight	Max. towball weight	Turning Circle between kerbs (m)
PANEL VAN ENTERPRISE EDITION												
M	Dispatch BlueHDi 100 S&S 6-speed manual	2830	1586	1770	1244	1500	1500	4230	2000	750	72	12.4
M	Dispatch BlueHDi 145 S&S 6-speed manual	3100	1654	1867	1446	1500	1800	5000	2500	750	100	12.4
M	Dispatch BlueHDi 145 S&S EAT8 Auto	3100	1688	1867	1412	1500	1500	4900	2500	750	100	12.4
M	e-Dispatch 50 kWh Auto	3100	1874	2037	1226	1500	1800	3875	1000	750	60	12.4
M	e-Dispatch 75 kWh Auto	3025	2025	2188	1000	1500	1800	4025	1000	750	60	12.4
XL	Dispatch BlueHDi 100 S&S 6-speed manual	2830	1670	1861	1160	1500	1800	4230	2000	750	80	12.4
XL	Dispatch BlueHDi 145 S&S 6-speed manual	3100	1692	1882	1408	1500	1800	5000	2500	750	100	12.4
XL	Dispatch BlueHDi 145 S&S EAT8 Auto	3100	1707	1894	1393	1500	1800	4900	2500	750	100	12.4
XL	e-Dispatch 50 kWh Auto	3100	1902	2069	1198	1500	1800	3905	1000	750	60	12.4
XL	e-Dispatch 75 kWh Auto	3055	2053	2220	1002	1500	1800	4055	1000	750	60	12.4
PANEL VAN DRIVER EDITION												
M	Dispatch BlueHDi 100 S&S 6-speed manual	2830	1586	1770	1244	1500	1500	4230	2000	750	80	12.4
M	Dispatch BlueHDi 145 S&S 6-speed manual	3100	1654	1837	1446	1500	1800	5000	2500	750	100	12.4
M	Dispatch BlueHDi 145 S&S EAT8 Auto	3100	1707	1881	1393	1500	1800	4900	2500	750	100	12.4
M	e-Dispatch 75 kWh Auto	3055	2053	2188	1002	1500	1800	4025	1000	750	60	12.4
XL	Dispatch BlueHDi 100 S&S 6-speed manual	2830	1670	1861	1160	1500	1800	4230	2000	750	80	12.4
XL	Dispatch BlueHDi 145 S&S 6-speed manual	3100	1692	1882	1408	1500	1800	5000	2500	750	100	12.4
XL	Dispatch BlueHDi 145 S&S EAT8 Auto	3100	1707	1908	1393	1500	1800	4900	2500	750	100	12.4
XL	e-Dispatch 75 kWh Auto	3055	2053	2220	1002	1500	1800	4055	1000	750	60	12.4
CREW VAN ENTERPRISE EDITION												
M	Dispatch 2.0 BlueHDi 180 S&S EAT8 Auto	3100	1770	1948	1330	1500	1800	4900	2500	750	100	12.4
M	Dispatch BlueHDi 145 S&S 6-speed manual	3030	1770	1952	1260	1500	1800	5000	2500	750	100	12.4
M	e-Dispatch 75 kWh Auto	3090	2086	2239	1004	1500	1800	4090	1000	750	60	12.4
XL	Dispatch 2.0 BlueHDi 180 S&S EAT8 Auto	3100	1846	1956	1254	1500	1800	4900	2500	750	100	12.4
XL	Dispatch BlueHDi 145 S&S 6-speed manual	3030	1770	1956	1260	1500	1800	5000	2500	750	100	12.4
CREW VAN DRIVER EDITION												
M	Dispatch 2.0 BlueHDi 180 S&S EAT8 Auto	3100	1770	2022	1330	1500	1800	5000	2500	750	100	12.4

(1) Without driver. Kerb weight is calculated for a European base specification vehicle including oil, water, lubricants, tools, spare wheel and 90% full fuel tank. Weights may change with the addition of equipment.

(2) Maximum indicative payload is calculated as the difference between GVW and kerb weight. However, due to manufacturing tolerances and differences in the specification of UK vehicles, the mass in service figure provides a closer indication of the vehicle weight and therefore enables a more realistic payload to be calculated. An individual vehicle must be weighed to establish the exact kerb weight and payload applicable to that vehicle. It is the responsibility of the driver to ensure the vehicle is operated within the legal limits.

(3) Within limits of GVW.

(4) Maximum recommended towing weight within limits of GTW.

EXTERIOR DIMENSIONS - PANEL VAN

(mm)	M	XL
Wheelbase	3275	
Overall length	4959	5309
Overall height 1000kg Panel Van versions	1899	
Overall height 1400kg Panel Van versions	1940	
Overall height - Crew Van only	1935	1940
Width (excluding door mirrors)	1920	
Width (including door mirrors)	2204	
Front overhang	881	
Rear overhang	803	1153



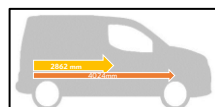
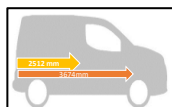
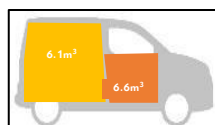
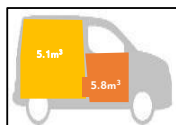
M - 4959 / XL - 5309



INTERIOR DIMENSIONS - PANEL VAN

(mm)	M	XL
Load length at floor (without Moduwork®)	2512*	2862*
Load length at floor (with Moduwork®)	3674*	4024*
Load width between wheel arches	1258	
Max. load width	1628	
Max. load height	1397	
Load volume m3 (without Moduwork®)	5.3	6.1
Load volume m3 (with Moduwork®)	5.8	6.6
Number of Europallets	3	

* Load length at floor along centre is impacted by rear door locking mechanism (by approximately 50mm)



INTERIOR DIMENSIONS - CREW VAN

(mm)	M	XL
Maximum load length at mid-height	1352	1700
Maximum load length at floor	2017	2365
Load width between wheel arches	1258	
Max. load width	1618	
Max. load height	1337	1339
Max. height under row 2 bench seat	232	
Load volume under row 2 bench seat	73 litres	
Load volume m3	3.2	4
Maximum number of seats	6	6

DIMENSIONS OF DOORS

Panel & Crew Van (both lengths)	(mm)
Maximum width of side door	935
Maximum height of side door	1241
Maximum width of rear doors	1282
Maximum height of rear doors	1220



10. FURTHER INFORMATION

MANUFACTURER'S RECOMMENDED RETAIL PRICE ON THE ROAD

	DISPATCH ON THE ROAD COSTS	e- DISPATCH ON THE ROAD COSTS
DELIVERY TO DEALER & NUMBER PLATES	£695.00	£695.00
VAT*	£139.00	£139.00
VEHICLE EXCISE DUTY	£290.00	£0.00
FIRST REGISTRATION FEE	£55.00	£55.00
TOTAL OTR COSTS	£1,179.00	£889.00

*VAT is calculated at 20%

VAT is not applicable to cars and vans sold in the Channel Islands

CITROËN 3 YEARS OF WARRANTY

All vehicles first registered in the UK and purchased from a UK Citroën Dealer benefit from a Citroën 2 - Year unlimited mileage manufacturer's warranty and a free optional additional 1 year of warranty provided by the Citroën Dealer Network in the UK. This additional warranty carries a mileage limit of 100,000 miles from first registration and is dependent upon the manufacturer's recommended servicing being carried out at the specified time or distance intervals.

In addition, the e-Dispatch van offers a manufacturer's battery warranty of eight years/100,000 miles and has up to 70% charging capacity.

For full terms and conditions, please consult your Citroën Dealer in the UK.

CITROËN ASSISTANCE

In response to a free telephone call in the UK, Citroën Assistance brings rapid expert roadside assistance to you in an emergency. It comes free of charge for 12 months, from date of vehicle registration, and operates 24 hours a day in all parts of the UK and Europe.

Services include nationwide recovery for both car and passengers, a home call service, replacement vehicle, hotel accommodation and vehicle storage if required. You can also purchase additional Citroën Assistance via your local Citroën dealer at any time.

Citroën Assistance applies to incidents covered by the new vehicle warranty, and non-vehicle faults, such as running out of fuel or mis-fuelling, instances where keys have been locked inside the vehicle or lost/stolen, road traffic accidents and punctures/wheel changes.

e-Dispatch van comes with a free of charge 8 year or 100,000 miles (whichever occurs first) Citroën Assistance starting from the date of registration.

CITROËN FINANCIAL SERVICES

Leasys have a number of financial products designed to help you afford the Citroën of your choice. We can arrange a finance plan quickly and conveniently. What's more, it will be as suited to your needs as your new Citroën. Our finance plans combine all the know how of a company that has an extensive knowledge of the car market with a financial service you can trust. Tell your Citroën dealer what you want and let us do the rest. Just ask for a free, no obligation quote. Written quotations are available on request from PSA Finance UK Ltd, 61 London Road, Redhill RH1 1QA. Finance is subject to status. Over 18's only, a guarantee may be required.

Leasys CONNECT FLEET

All Dispatch Vans ordered from 1st April 2021 will include a FREE 6 month trial of the Leasys Connect Fleet Telematics services. The trial covers all 3 of the packs shown below and is an online fleet management platform. With real-time data provided by on-board vehicle telematics, your customers will have an optimised solution for monitoring their fleets.

The embedded hardware is already fitted to all new Citroën LCVs as standard specification. It is simply switched on over-the-air when customers activate the FREE 6 month 'PACK 3 - GEOLOCATION' trial for the Connect Fleet platform

- Pack 1: Fleet Management Normal Price £10 + VAT per vehicle per month

- Pack 2: Eco-driving Normal Price £11 + VAT per vehicle per month

- Pack 3: Geolocation Normal Price £12 + VAT per vehicle per month

Further details are available at www.free2move-lease.co.uk/our-services/connect-fleet

CITROËN SERVICING

Available up to one year from your vehicle's registration date, but before its first chargeable service, a Citroën Servicing package enables you to pay in advance for:

- Scheduled Servicing^

- Annual Service(s)^ for vehicles with a two year service plan

- Brake Fluid Replacement^

This package can be personalised depending on your needs, with options ranging from 12 to 60 months and 10,000 to 100,000 miles.

TERMS AND CONDITIONS

All information and prices correct at time of publication, but are subject to change at any time without prior notice

(which may occur as a result of matters including, but not limited to, any changes in legislation and/or any changes by the government).

It is our policy to continually improve our vehicles in every way and we reserve the right to modify our vehicles' price, specification (including colour), equipment, accessories and characteristics or to discontinue any model, without notice, at any time. To avoid any misunderstandings you are advised to check with your Citroën dealer the specification (including colour), equipment accessories and equipment relating to any Citroën vehicle and the exact cost and availability prior to ordering. Where a feature is described as an option in this publication it should be assumed that it is at extra cost unless specifically stated otherwise.

Issued by Sales and Marketing, Citroën UK Ltd, Pinley House, 2 Sunbeam Way, Coventry CV3 1ND.

For further information call Citroën Fleet Connect on 02477 714133 or visit our website at www.citroen.co.uk.

Prices

Partner to the professionals and suitable for all trades, Citroën Dispatch is available in two sizes.

The 1.9m height of M versions allows access to height-restricted car parks yet still offers 5.3m³ of load space. Or get loads more in the 6.1m³ XL version.



Trim	Length	ICE	Maximum indicative payload (kg)	Load space (m ³)*	Gross Vehicle Weight (kg)	WLTP CO ₂ g/km**	Basic MRRP†
Panel Van Enterprise Edition	M	BlueHDi 100 S&S 6-speed manual 1000	1244	5.3	2830	174	£26,070
	M	BlueHDi 145 S&S 6-speed manual 1400	1446	5.3	3100	196	£28,460
	M	BlueHDi 145 S&S EAT8 Auto 1400	1412	5.3	3100	195	£30,000
	XL	BlueHDi 100 S&S 6-speed manual 1000	1160	6.1	2830	180	£26,930
	XL	BlueHDi 145 S&S 6-speed manual 1400	1408	6.1	3100	202	£29,320
	XL	BlueHDi 145 S&S EAT8 Auto 1400	1393	6.1	3100	203	£30,860
Panel Van Driver Edition	M	BlueHDi 100 S&S 6-speed manual 1000	1244	5.3	2830	176	£27,610
	M	BlueHDi 145 S&S 6-speed manual 1400	1393	5.3	3100	197	£30,000
	M	BlueHDi 145 S&S EAT8 Auto 1400	1446	5.3	3100	198	£31,540
	XL	BlueHDi 100 S&S 6-speed manual 1000	1160	6.1	2830	178	£28,470
	XL	BlueHDi 145 S&S 6-speed manual 1400	1408	6.1	3100	199	£30,860
	XL	BlueHDi 145 S&S EAT8 Auto 1400	1393	6.1	3100	200	£32,400
Crew Van Enterprise Edition	M	BlueHDi 145 S&S 6-speed manual 1200	1260	3.2	3030	197	£31,030
	M	BlueHDi 180 S&S EAT8 Auto 1200	1330	3.2	3100	198	£33,430
	XL	BlueHDi 145 S&S 6-speed manual 1200	1260	4.0	3030	198	£31,880
	XL	BlueHDi 180 S&S EAT8 Auto 1200	1254	4.0	3100	200	£34,280
Crew Van Driver Pro	M	BlueHDi 180 S&S EAT8 Auto 1300	1330	3.2	3100	198	£34,970

All information and prices correct at time of publication, but are subject to change at any time without prior notice (which may occur as a result of matters including, but not limited to, any changes in legislation and/or any changes by the government). Please see our Prices and Specifications brochures or contact your local Citroën Retailer for the most up-to-date prices and specification details for all models. CO₂ figures above are for a standard vehicle without any additional optional equipment. The addition of optional extras could increase the certified CO₂ emission output.

* Driver Edition versions benefit from the EXTENSO® seat which provides an additional load length of 1162mm and increases the load volume by 0.5m³.

** WLTP figures shown are for comparison purposes and should only be compared to the fuel consumption and CO₂ values of other vans tested to the same technical standard. The fuel consumption achieved, and CO₂ produced, in real world conditions will depend upon a number of factors including, but not limited to: the accessories fitted (pre and post registration); variations in weather; driving styles and vehicle load. The WLTP (Worldwide Harmonised Light Vehicles Test Procedure) is used to measure fuel consumption and CO₂ figures.

† All Manufacturer's Recommended Basic Prices are exclusive of V.A.T., Delivery to Retailer and Number Plates, Government First Registration Fee and Vehicle Excise Duty.

^ The Government PiVG is worked out at 35% of the Base Vehicle Price (incl. VAT) and including any discounts applied up to a maximum of £5,000.

Prices

The ideal partner to meet all your professional mobility needs around town or for longer journeys.

Citroën ë-Dispatch has a range of up to 196 miles (WLTP) and can charge up to 80% in 30 minutes with a 100kW public charger, all with no compromise on load space.



Trim	Length	ELECTRIC	Maximum indicative payload (kg)	Load space (m³)*	Gross Vehicle Weight (kg)	WLTP CO ₂ g/km**	Basic MRRP†	Government grant^	Basic price after PiVG
Panel Van Enterprise Edition	M	ë-Dispatch 50 kWh Auto 1000	1226	5.3	3100	0	£39,510	£5,000	£34,510
	M	ë-Dispatch 75 kWh Auto 1000	1000	5.3	3025	0	£43,790	£5,000	£38,790
	XL	ë-Dispatch 50 kWh Auto 1000	1198	6.1	3100	0	£40,370	£5,000	£35,370
	XL	ë-Dispatch 75 kWh Auto 1000	1002	6.1	3055	0	£44,650	£5,000	£39,650
Panel Van Driver Edition	M	ë-Dispatch 75 kWh Auto 1000	1002	5.3	3100	0	£45,330	£5,000	£40,330
	XL	ë-Dispatch 75 kWh Auto 1000	1002	6.1	3055	0	£46,190	£5,000	£41,190
Crew Van Enterprise Edition	M	ë-Dispatch 75 kWh Auto 1000	1004	3.2	3090	0	£46,360	£5,000	£41,360



All information and prices correct at time of publication, but are subject to change at any time without prior notice (which may occur as a result of matters including, but not limited to, any changes in legislation and/or any changes by the government). Please see our Prices and Specifications brochures or contact your local Citroën Retailership for the most up-to-date prices and specification details for all models. CO₂ figures above are for a standard vehicle without any additional optional equipment. The addition of optional extras could increase the certified CO₂ emission output.

Legal notice ELECTRIC VEHICLES:

The range and electric consumption figures mentioned comply with the WLTP test procedure, on the basis of which new vehicles are type approved from 1 September 2018. They may vary depending on actual conditions of use and on different factors such as: speed, thermal comfort on board the vehicle, driving style and outside temperature. The charging time depends in particular on the power of the charger on board the vehicle, the charging cable and the type and power of the charging station used.

* Driver Edition versions benefit from the EXTENSO® seat which provides an additional load length of 1162mm and increases the load volume by 0.5m³.

** WLTP figures shown are for comparison purposes and should only be compared to the fuel consumption and CO₂ values of other vans tested to the same technical standard. The fuel consumption achieved, and CO₂ produced, in real world conditions will depend upon a number of factors including, but not limited to: the accessories fitted (pre and post registration); variations in weather; driving styles and vehicle load. The WLTP (Worldwide Harmonised Light Vehicles Test Procedure) is used to measure fuel consumption and CO₂ figures.

† All Manufacturer's Recommended Basic Prices are exclusive of V.A.T., Delivery to Retailer and Number Plates, Government First Registration Fee and Vehicle Excise Duty.

^ The Government PiVG is worked out at 35% of the Base Vehicle Price (incl. VAT) and including any discounts applied up to a maximum of £5,000.

CITROËN DISPATCH & E-DISPATCH

All Manufacturer's Recommended Basic Prices are exclusive of VAT.

Options

• Standard equipment

* Additional terms & conditions apply to connected services, including customer acceptance of location sharing prior to activation. Subject to subscription - after you have taken delivery of your vehicle, please subscribe on: <https://services-store.citroen.co.uk/>

	Panel Van		Crew Van	
	Enterprise Edition	Driver Edition	Enterprise Edition	Driver Edition
Technology and entertainment				
Connect Nav - 7" Colour touchscreen with Citroën Connect Navigation & DAB radio, Bluetooth® handsfree, USB socket, bi-tuner, Apple CarPlay™, Android Auto and coffee break alert (indicating 2 hours' continuous driving) - Includes Real Time Traffic updates and SpeedCam subscription - 3 year subscription. Visio Park 180: 180 degree rear view camera*	£790 ¹	•	£790 ¹	•
Seating, comfort and convenience				
City Pack: 180 degree rear view camera	£250	•	£250	•
Comfort Pack: Leather steering wheel with mounted audio controls, automatic dual zone climate control, Electronic Parking Brake, Keyless Entry & Start, Acoustic Windscreen, Heated Driver's Seat, Auto lights/wipers, electrically folding mirrors, Front Fog Lights	£800 ²	£800 ²	£800 ²	£800 ²
Visibility Pack: Auto lights and wipers, heated power folding door mirrors and front fog lights	£290	•	£290	•
Individual front passenger seat with armrest. Height adjustable driver's seat with lumbar adjustment and armrest	£0 ³		£0 ³	£0 ³
Moduwork®: dual passenger bench seat with fold-up outer seat, fold-down writing table in central seat back and storage under central seat. Height adjustable driver's seat with lumbar adjustment and armrest	£300 ⁴	•		
Safety and security				
Safety Pack: Advanced Emergency Braking System (video based on electric versions), Collision Alert, Forward Collision Warning, Lane Departure Warning, Speed Limit Recommendation and Intelligent Speed Adaption, Driver Attention Alert, Adaptive Cruise Control (diesel versions), Blind Spot Assist, Acoustic Windscreen, Steering wheel mounted controls, Electric folding heated mirrors, auto lights / wipers, front fog lights, front parking sensors and smart beam headlights	£1,000 ⁵	£1,000 ⁵	£1,000 ⁵	£1,000 ⁵
Side airbags - 1st row Driver & Passenger (head and thorax)	£100	£100	•	•

1 Includes automatic lights/wipers, electrically folding mirrors, front foglights

2 Includes dashboard and front door décor strips, closed central dashboard storage, body coloured door handles with chrome insert (black when ordered with Special colours). Note, BlueHDI 100 versions do not include electronic parking brake or heated driver's seat.

3 Incompatible with Moduwork®.

4 Brings full steel bulkhead with load-through flap under outer passenger seat.

5 Includes 3.5 inch colour instrument panel.

6 Approx. 30% opacity.

7 Brings glazing in bulkhead and interior rear view mirror.

8 Brings glazing in bulkhead and interior rear view mirror. Deletes 2 rear roof brackets used for fixing roof bars / roof rack.

9 Provides an additional 40mm of seat travel and 8.5° of tilt on the driver's seat. Reduces load length by 116mm at a height of 1m from the floor. Brings interior rear view mirror when ordered with Twin glazed rear doors or Tailgate.

10 Not available on electric versions.

	Panel Van		Crew Van	
	Enterprise Edition	Driver Edition	Enterprise Edition	Driver Edition
Doors & windows				
Fixed side windows in sliding side doors, with noise-reducing tinted glass	£120 ⁶	£120 ⁶		
Twin glazed rear doors (opening to 180°) with heated rear windows and wash-wipe	£280 ⁷	£280 ⁷	£280 ⁷	£280 ⁷
Tailgate with heated window and wash-wipe	£300 ⁸	£300 ⁸	£300 ⁸	£300 ⁸
Load carrying				
Coated anti-slip 9mm wood floor with aluminium rods	£390	£390	£390	£390
Full, toughened plastic bulkhead, insulated for sound and temperature, with polycarbonate window	£150 ⁹	£150 ⁹		
Wheels, tyres & driving characteristics				
17 inch 'Curve' alloy wheels with Agilis tyres		£650		£650
Full sized spare wheel with black steel rim	£150	£150	£150	£150
Worksite Pack: Enhanced Ground Clearance (20mm), Engine Protection Plate, Full Sized Spare Wheel	£950 ¹⁰	£950 ¹⁰	£950 ¹⁰	£950 ¹⁰
11KW Tri-phase On Board Charger (Electric vehicles only). Offers faster charging where three-phase power is available	£400	£400	£400	
Exterior style				
Look Pack: body colour front and rear bumpers, side rubbing strips and exterior door handles, 17" steel wheels with wheel covers, front fog lights, auto lights/ wipers, heated power folding door mirrors, LED day time running lights in front bumper)	£450 ¹¹	•	£450 ¹¹	•
Metallic paint	£540	£540	£540	£540
Special paint	£700 ¹²		£700 ¹²	
Towing				
Removable Towbar with ball and hook, 13 pin connector and Trailer Sway Mitigation	£550 ¹³	£550 ¹³	£550 ¹³	£550 ¹³
Converter equipment				
Converter Pack: Upgraded battery and alternator (L3 720 battery, class 18 alternator), towbar pre-conditioning (rear electric harness + fast connectors (behind rear bumper) + beam with 13 pin socket), Conversion interface box - Only for use for electrical connections for integral elements of a vehicle conversion	£400	£400	£400	£400

11 Centre section of rear bumper not painted on XL versions. Incompatible with special paint.

12 Special paint subject to extended lead times.

13 Towing plate and hook included but require fitting prior to delivery. Not available on electric versions.

SpeedCam/Danger Zones package

The SpeedCam/Danger Zones package helps you identify situations which require increased attention by sending you both audible and visual alerts (subject to settings). Within the UK the service highlights different types of speed cameras, and red light cameras, as well as accident blackspots. While the service is operational across most of Europe, it adapts as necessary when travelling in different countries to ensure the local laws with respect to Speed Camera identification are followed. This option can be added to your Citroën Connect Nav subscription at any time. Please visit <https://services-store.citroen.co.uk/> to subscribe.

CITROËN



To find out more
visit citroen.co.uk



To find out more about Motability,
please contact your local retailer or
visit citroen.co.uk/motability

nothing
moves us
like Citroën

Citroën UK Ltd. Pinley House, 2 Sunbeam Way, Coventry CV3 1ND.

NOTE: Every endeavour has been made to ensure that the information, including prices, contained in this leaflet was accurate at the time of publishing April 2023. The Company however, reserves the right, whilst preserving the essential characteristics of the models described, to introduce at any time modifications, changes of details, equipment or accessories as may be considered necessary to improve the models described or for any other reason of a constructional or operational nature.

Designed and produced by www.weareacuity.com

CITROËN PREFERS TotalEnergies